




Developing a Street Idea in the style of D*Face

Task



You are to design your own D*Face styled piece of Art work. Before you do that I want you to look at these 2 images that have been created by D*Face.



On slide 3 I have created an example using Pop Art images I found on the net.

Your task will be to take the images that are on Slide 4 & create a similar distorted image like D*Faces. You can also colour in your image using crayons & felt-tops.



These images on the left are pictures that I have used to create my example on the right.

As you can see I have cropped the images down.



My Example of
Developing an
Idea in the
style of D*Face



