







Be an #ExcellentGeographer

Week 2

Monday 27th April – Friday 1st May

What could you do this week to improve your geographical knowledge and understanding?

<p>Watch</p> 	<p>Read</p> 	<p>Listen</p> 														
<ul style="list-style-type: none"> • Race across the world – BBC2 9-10pm Tuesday. • Planet Earth II – BBC Iplayer 	<ul style="list-style-type: none"> • Tales from the far flung Faroes - https://www.bbc.co.uk/news/resources/idt-sh/faroe_islands_postal_service • Ancient agriculture https://www.bbc.co.uk/news/science-environment-52217636 	<p>Ask the Geographer – How does dust travel around the world?</p> <p>https://www.rgs.org/schools/teaching-resources/global-dust-cycle/</p>														
<p>Country of the Week</p> 	<p>What if</p> 	<p>Get outside</p> 														
<p>This week it is China, complete the key facts below!</p> <table border="1" data-bbox="107 1114 766 1439"> <tr> <td>Flag</td> <td></td> </tr> <tr> <td>Population</td> <td></td> </tr> <tr> <td>Capital</td> <td></td> </tr> <tr> <td>Birth Rate</td> <td></td> </tr> <tr> <td>Death Rate</td> <td></td> </tr> <tr> <td>GDP</td> <td></td> </tr> <tr> <td>Famous landmarks</td> <td></td> </tr> </table>	Flag		Population		Capital		Birth Rate		Death Rate		GDP		Famous landmarks		<p>What would happen if...</p> <p><i>The internet didn't exist?</i></p> <p>Think about the opportunities and challenges this would create. Would it be a positive or negative experience?</p>	<p>When outside this week (at a safe distance from others) join our photo challenge. The theme this week is:</p> <p>Home</p> <p>What can you photograph or find that links to this weeks theme?</p>
Flag																
Population																
Capital																
Birth Rate																
Death Rate																
GDP																
Famous landmarks																