

**June  
2021**



**The Bridge Garden  
Newsletter No 50**

**Finally, some warm sunshine.....**

**Tuesday June 1<sup>st</sup> 2021.....**

The start of June has certainly given us some warm sunshine, so April was the frostiest for 60 years, May, saw heavy showers often with hail stones, now this is all followed by relatively hot daytime temperatures with lots of sunshine.....

So, in the allotment – garden we are now playing catch up to plant out some of the more “tender” plants such as courgettes and pumpkins, but these kinds of plants will, once they have rooted, will make lots of growth.....

**Lots of colour in the garden.....**





**Poppies are stunning.....**





**Ox-Eye Daisies are starting to flower.....**



**Native Wildflowers.....**




## Seed Dispersal at work again.....

Here you can see another example of seed dispersal at work – these Californian Poppies have self – seeded into the gravel by the Tennis Courts entrance gates. So, after flowering in an area nearby, the seeds have dispersed into the gravel where they have obviously germinated and are now flowering.....



## More garden colour.....



Here you can see some of our pink Geraniums and also, lots of our blue Forget – Me - Knots that are both in flower in many different areas of the garden.

You can see the contrast of the pink and the blue flowers.....



**Fruit trees are loaded with fruit.....**

**Wednesday June 2<sup>nd</sup> 2021.....**

Looking at the established fruit trees in The Bridge Garden, they are absolutely loaded with plenty of fruit – cherries, apples and pears.....  
So, thankfully the trees and the blossom survived the cold, frosty April weather...  
Below you can see what we mean with the amount of fruit that has set.....

**Cherries..... Pears.....**



**FRUIT.....**



**P  
E  
A  
R  
S**

**Apples.....**



**Bramley Cooking Apples...**




**A  
P  
P  
L  
E  
S**



## **Lots of poppies still to flower.....**

**There are lots of poppies already in flower plus there are still lots more poppies to flower yet – below you can see some more of these flower heads that are ready to open and provide even more colour and then hopefully more seed to produce lots more poppies for years to come.....**





## Stunning flowers.....

Here you can see some Irises which really are stunning – if you look closely at the colourings in the flower, the detail is amazing, especially when you think all of this plant and the flower parts come from a bulb.....





**Flowers are very much the theme.....**

**Thursday June 3<sup>rd</sup> 2021.....**

**So far in this newsletter we have focused on the flowers that are providing lots of colour around The Bridge Garden and the entrance area to the garden.....**

**We are continuing this theme with the gorgeous clematis that is finally providing some stunning flowers cascading over the garden fence.....**

**Below you can see what we mean.....**





## **Borage is a bee favourite.....**

Borage is sometimes called Star Flower because of the shape of the flower, it comes in blue and white and I have seen where blue and white borage have cross – pollinated to produce pink flowers too. The leaves although they have a furry texture taste like cucumber plus the flowers are not only a real favourite of the bees but they have some culinary uses too. Also, borage flowers will readily self – seed so like poppies once you have it, it will come back year after year.....





## **Lupins are looking good too.....**

Lupins are a real cottage garden favourite standing tall with some really striking colours – after flowering they produce really big seed pods that will often dry on the plant and disperse through force to self – seed where the wind takes them....





**More lupins.....**

**Lupins have some really striking colours.....**






# Non – Flowering Plants.....

Friday June 4<sup>th</sup> 2021.....

When we look at plant's we can divide them very simply into flowering plants and non – flowering plants. Basically, flowering plants reproduce by making seeds whilst non – flowering plants reproduce in other ways. Below you can see some of the ferns growing, plants that reproduce by producing spores.....





# Irises are beautiful.....

In lots of different areas of the garden we really do have some stunning flowers that are providing plenty of beautiful colour and some stunning detail provided by the flowers too. Here you can see some beautiful irises.....





## Stunning aroma.....

Here you can see our blackcurrant sage which is a herb that has a really striking blackcurrant smell – the flowers are a gorgeous pink colour too.....





**Dwarf French Beans look healthy plants.....**

**Monday June 7<sup>th</sup> 2021.....**

Here you can see the Dwarf French Beans that we have sown from seed using the Subway Cambro's – these containers are ideal for seed sowing.....

These plants are now ready to be planted out on the allotment.....



**Subway continue to support our schools growing work**



**Schools growing work**



## **Another stunning herb with a great aroma.....**

Thyme is another stunning herb that has both culinary and medicinal uses, this herb is actually called Broad Leaf Thyme simple because the leaves are a little bit wider than regular varieties of Thyme. Below you can see the plants growing.....



## **Broad Leaf Thyme..**

Great for cooking chicken and fish.

## **Comfrey.....**

These plants have self – seeded into the pathway – a real favourite of the bees which also makes great compost.





**Runner Beans have germinated.....**

**Friday June 11<sup>th</sup> 2021.....**

Our runner beans have germinated as you can see from the photograph below, what these plants will need now is lots and lots of water particularly during this really dry hot spell of weather.....

This variety is called Scarlet Emperor.....





# **Solitary Bee Nester is being used.....**

**Here you can see the Solitary Bee Nester being used by a Red Mason Bee which seal their eggs by using mud that you can see in the photograph.....  
Absolutely fascinating how Solitary Bees work.....**






## Aloe Vera is growing again.....

After the cold winter months that seem a long time ago now, we did think that we had possibly lost our Aloe Vera plant to the frost but after removing some of the old leaves around the plant we can see some new growth coming through..... Here you can see this new growth.....



Pansies have self – seeded.... Blackberries in flower.....





# Gooseberries are looking good! .....

Gooseberries are looking great – beware when these fruits are picked, the prickly nature of gooseberry bushes is an area where you take extreme care!

Once picked they can be enjoyed.....





**Black currants are swelling up.....**

**Monday June 14<sup>th</sup> 2021.....**

**Our black currant crop looks like it is going to be a big one again like last summer.**





# Cucumbers have been planted.....

Here you can see a tray full of cucumber plants that we have sown from seed..... Hopefully these strong looking plants will establish themselves very quickly and make lots of growth and then produce lots of fruit for us too. Home grown cucumbers taste fantastic so hopefully in a few weeks we will start to see some cucumbers form.....





# Herbs are amazing.....

We have some really amazing herbs growing in The Bridge Garden, all of which have plenty of different uses, plus just look at the four photographs below to see how vibrant the colours of these herb plants are. As well as being such strong and healthy plants they also have some super smells and also lots of different uses.....

**Lime Balm.....**



**Garden Mint.....**



**Oregano.....**



**Sage.....**




# Herbs....



**Pink Poppies are stunning.....**

**Friday June 18<sup>th</sup> 2021.....**

**We not only have lots of the more traditional red poppies in flower, but there are also lots of pink poppies flowering now – the detail in the flower is stunning!.....**





## **Yellow Alliums look spectacular.....**

**We have some really spectacular alliums growing in The Bridge Garden, the more traditional colour is purple but we have some white and yellow alliums.....**

**Below you can see the yellow alliums that are flowering.....**





## **Tomato plants are loaded with flowers.....**

**We have lots of different varieties of tomato plants growing in the poly tunnel....  
In the photograph you can see our Micro Bush Tomato plants that are loaded  
with flowers which we hope will produce a big crop for us to enjoy.....**





**Lemon Balm plants look strong and healthy.....**

**Monday June 21<sup>st</sup> 2021.....**

Below you can see a big tray of Lemon Balm plants that look strong and healthy, these plants have been sown direct from seed, so at some stage soon they will be planted out in the garden area.....





## **Common Sage is flowering.....**

Following on from the heat of last week and then the week – end rain, some of our herbs have really made some really strong growth – our Common Sage that is growing inside our herb and sensory garden area is in flower. Indeed, these sage plants are in flower – the blue flowers are the perfect colour to attract the bees. Research has shown that bees are attracted to blue, purple, yellow and white flowers so we certainly have plenty of blue flowers in our garden area such as the sage, borage and nepeta which all attract plenty of bees.....





## **A surprise find.....**

Looking around the garden today particularly to see how the blackcurrants and gooseberries are looking, we were surprised to find some redcurrants – now these bushes have been in the garden for a few years now, but this is the first year that we have actually had some redcurrants so this was a welcome surprise.





**Nettle tea compost is looking “good” .....**

**Friday June 25<sup>th</sup> 2021.....**

If the smell is anything to go by, the nettle tea compost that we are making will be good stuff – it is about ready to strain off the liquid and use it on the garden....

Then it will be time to cut some more nettles and start another bucket.....

Below you can see the nettle tea in the bucket.....



**Comfrey makes great compost too.....**



Comfrey is another great herb to have in your garden as it has lots of different uses not least as a really attractive flower for the bees and other pollinators.....

Also, comfrey really does make a great compost or a liquid feed – harvest the leaves, put them in a bucket with clean water, crush them up, cover the bucket over and then in a few weeks – time, strain the liquid off and then you have some ready - made free fertiliser.....



**Tomatoes need some sunshine.....**

**Monday June 28<sup>th</sup> 2021.....**

We have lots of tomatoes growing both indoors in the poly tunnel and some tomato plants growing outside – all of these plants have both fruit formed plus they all have lots of flowers which will hopefully will provide even more fruit, but the one thing that is missing right now is some days of warm sunshine.....

The last two weeks of June has seen a marked contrast to the first two weeks with rain and much cooler, cloudy weather with some relatively cold evenings.....





## **Poly tunnel tomatoes also have lots of fruit.....**

**Below you can see some of our poly tunnel tomato plants with tagetes planted in amongst them – tagetes are used as companion plants which are planted to deter any potential problems with pests. Indoor tomato plants are prone to being affected by white fly but tagetes give off a smell that deters white fly.....**

**Here you can see some of the tagetes starting to flower.....**





## Pumpkins and Courgettes planted out.....



Where we have planted our pumpkin and courgette plants we have added some REMIN ROCKDUST around the plants to give them an extra boost particularly as these are hungry plants!



## Courgettes..... Salad leaf seedlings.....



Here you can see some salad leaf seedlings that really do look strong and healthy.....

Grown in the poly tunnel, they will be ready to harvest soon...



## **Cucumber plants have flowers forming.....**

**Here you can see the first of our cucumber plants in flower with a tiny cucumber forming behind the flower, so, with plenty of water and hopefully some warm summer temperatures we will be able to pick some fresh tasty cucumbers soon.**

