

**October  
2020**



**The Bridge Garden  
Newsletter No 42**

## **Autumn is with us now.....**

We are most definitely into autumn now with darker mornings and the evenings getting darker earlier which ultimately means that there are less daylight hours... Although the temperatures are still relatively mild which means we can still sow plenty of seeds which will given the soil and air temperatures still germinate before any potential colder weather arrives. Also, there are plenty of seeds that have been adapted or they come from regions where the temperatures are colder to start with, so there is no problem with them growing in our climate.....

## **Peppermint chard produces stunning colours.....**

Here you can see our peppermint chard that produces absolutely stunning colours with the stems so vibrant.....



## Autumn planting is underway.....

We have been planting our Broad Beans – Aquadulce Claudia, this is a variety that grows through the autumn and winter months and will produce an early crop, this early cropping variety is advantageous because the crop can be harvested before black fly cause a problem.....



## Autumn Planting...

## Broad Beans.....

## More autumn planting work.....



We are continuing our autumn planting work with garlic, broad beans and peas being planted so far, winter onions will also be planted soon.....

## Peas.....



Peas are another crop that we can sow during the autumn..... As long as the temperature allows the peas will hopefully be able to germinate and make some growth before the colder weather arrives.....



## **Perennials are still going strong.....**

Below you can see that we still have some perennials still going strong, you can see our verbena bonariensis still in flower, it is always amazing how these plants maintain their “shape” through all kinds of weather conditions.....



## **Erigeron Karvinskianus provide great ground cover.....**





## **Michaelmas daisies provide some autumn colour.....**

**Another perennial plant that is really robust and very hardy are Michaelmas daisies which are part of the Aster plant family. These are plants that spread very quickly and reliably produce some late autumn colour.....**

**Below you can see our Michaelmas daisies growing in The Bridge Garden.....**





## **Ornamental Grasses look spectacular.....**

**At the front entrance area to The Bridge Garden we have some really spectacular ornamental grasses growing – these are grasses once they establish provide some real interest especially in the late autumn period.....**

**Below you can see one of these grasses.....**





## Another spectacular ornamental grass.....

Here is another one of our ornamental grasses – this variety of grass is called aptly *Stipa Gigantea*. It grows really tall and produces long stems which almost look like giant ears of corn especially when they sway in the wind.....





## **Autumn colour is still in evidence.....**

Now we are deep into autumn particularly with the clocks about to change, there are still some signs of autumn colour when you look around the garden, below you can see the sedum plants displaying some rich colour.....



## **Autumn – Winter colour.....**




At this time of the year there is not only plenty of colour around but also lots of berries which provide a perfect feast for the birds..... Here we have both holly berries and hawthorne berries.



## **Cosmos are still flowering.....**

As well as lots of colourful berries around the garden, there are still some flowers that are still flowering – indeed these flowers are providing some late autumn food for the bees that are still active particularly in the autumn sunshine.....  
Here you can see our cosmos providing some stunning colour.....





## Really important work in progress.....

Now that we are in the process of finishing off harvests and then looking to start planting again, before any new planting takes place, we need to make sure that we prepare our growing beds before we plant anything else. If we just continue to plant directly into growing beds that we have used in the previous growing season without adding or replenishing the soil, very quickly we will end up with poor quality yields, poor tasting crops and ultimately very poor quality soil..... So, we need to make sure that we add some organic matter, plus we need to add minerals and trace elements back into the soil – to do this, we can add a liberal amount of REMIN ROCKDUST which will replace all the minerals and the trace elements back into the soil. Below you can see this work is continuing.....



**Replenish the  
Minerals and  
Trace Elements**



**Fennel is looking great.....**



Fennel is a flowering plant in the carrot family. It is a hardy perennial herb with yellow flowers and soft feathery leaves. Virtually all of the fennel plant can be used in lots of different ways including both culinary and medicinal usage.

The fennel seeds can be used in cooking, the bulb can also be used in cooking in soups and stews, also, the bulb can be used to cook chicken and fish. Also, as you can see from the photograph it is an attractive plant that displays some really vivid green stems.....

## **Italian**

## **Fennel.....**

**Fennel Montebianco.....**

**Fennel de Parma.....**

**Subway continue to support our schools growing work**



# **Schools growing work**



# **Calendula is still giving us plenty of colour.....**

Calendula or more commonly known as Pot Marigold are still providing lots of colour in The Bridge Garden area – there are many different varieties and lots of different shades of orange and yellow. Below you can see some of these colours..



# **Calendula.....**



## **Lots of healthy greens growing.....**

**At this time of the growing year, there are still some crops that will continue to grow and keep on growing too – plus at this time of the year, green leafy vegetables are perfect for preparing healthy meals. Warm, hearty food.....  
Below you can see our Calabrese Green Sprouting.....**





## More greens..... Broccoli Green Sprouting.....



## Barley has been sown..



In one of our growing beds we have just sown some barley which will hopefully germinate quickly so that it will make some early growth before any cold weather sets in.....

## Cornus provides some stunning red stems.....



Here you can see our cornus plants that are growing in The Bridge Garden.....  
Look at the stunning red stems.....

## Mahonia is in bud.....



Here you can see our Mahonia shrub that is also growing in The Bridge Garden.....  
With its spiky green leaves, you can see the yellow flower buds that will be in flower through the winter.....



## **Last of the carrots from our Fyffes Growing Boxes.....**

**Below you can see the last few carrots that we have harvested from our Fyffes Growing Boxes – all of the boxes have now been weeded and the compost has been replenished before we have cover them over to keep the squirrels out. Then we will get ready for seed sowing and planting again in the spring.....**




## **Fyffes Growing Boxes weeded and prepared for spring**





## Garlic is growing well.....

Our garlic crop is growing quickly – the variety we have planted is called Marco and it has rooted very quickly and is producing some very strong green growth..... Below you can see some of this growth.....





**Lots of signs that autumn is with us.....**

There are lots of signs that autumn is well and truly with us now both outside in The Bridge Garden and inside the poly tunnel too.....

Some areas of the garden are almost under a carpet of leaves as you can see below plus the grape vine inside the poly tunnel is losing its leaves whilst displaying some super autumn colours.....



# Autumn Leaves...

**Grape vine is losing its leaves.....**





## **Parsley is thriving in the garden.....**

**Our parsley plants are thriving outside in The Bridge Garden – these plants are displaying some vibrant green leaves just ready to use to make some seasonal stuffing, along with the sage and thyme that we also have growing.....**

**There is nothing better than being able to use fresh herbs.....**



## **Beet Leaf and Chard are growing well.....**



**Here you can see some of our Beet Leaf crop [far left] and also, some of our chard plants that are growing well in the garden – these crops are really tough and will thrive in most conditions including the cold. Indeed, in the summer these crops sometimes bolt and turn to seed very quickly.....**



# **Aloe Vera – Nature’s healing herb.....**

**Here is our Aloe Vera plant that is growing inside the poly tunnel – often called Nature’s healing herb because of the amazing healing properties of this plant.....**






## Catkins on our beech tree.....

Some trees produce catkins which essentially are flowers without petals which allows trees to reproduce.....

Below you can see our Beech tree growing in The Bridge Garden.....





## Seed saving taking place.....

Seed saving is such an easy job but at the same time it is a vital job which not only saves money but also it allows us to continue growing certain plants..... If there is a favourite plant in your garden, save the seed, dry it and then sow it when the conditions are right. Also, if you want to move a plant to a different part of a garden or indeed another garden completely, then seed saving is ideal.... Below you can see a tray of poppy seed heads that we have saved, indeed some of these seed heads have already split open – if you look carefully you can see the black poppy seed that is almost like specks of dust in the bottom of the tray...



## More seed saving.....

Here you can see some more seeds that we have saved – more poppy seed heads and some verbena bonariensis seed heads. Both of these plants will readily self – seed anywhere, indeed they will often self – seed and root in almost any surface. Often you will see both poppies and verbena bonariensis growing in any kind of cracked surfaces, including tarmac and concrete.....

