

# Garden Newsletter – May 2024



## Echo Eternal Curriculum Garden.....

### The weather! .....

Usually, a starting point of many a conversation is the weather particularly in this country. Recent Newsletters have mentioned the challenges that the weather has given us in recent months, farmers and growers alike, even people who garden and grow for pleasure have faced some really serious challenges – persistent rainfall which has given us saturated ground and erratic periods of sunshine have all created some real problems.....

Trees and grass have really enjoyed the rainfall which has created some really green lush areas, but actual planting and seed sowing work has been really hampered by the wet ground. But, we will continue to persevere.....

### Roses are spectacular.....



These roses are planted as part of our Woodland Trust fruiting hedge... After flowering, these roses will produce some enormous Rose Hips. Fruits that they say contain as much Vitamin C if not more than Oranges. Also, as part of this hedge there are Blackthorn planted that produce Sloes which can be used to make Sloe Gin. Also, there is Elderflower that can be used to make cordial.... There are also Beech trees planted that produce Beech Nuts.....

## **Elder producing lots of flowers.....**

**Elder flowers can be used for lots of different things both culinary and medicinally plus they provide some stunning green growth plus some special white flowers too.....**



## **Herbs are looking amazing.....**

**We already have a huge selection of herbs planted in different parts of our garden, but we are always looking to add different herbs. Here you can see our Orange Mint which really does have a very strong smell of Orange.....**



## **More amazing herbs.....**

**Fennel plant texture looks great.....**



## **Purple Sage.....**



## **New Herb Gardens are being set up.....**

**Watch out for our new herb gardens that are being set up.....**

**These new herb gardens will be featured in our June edition.**

**Currently being planted up and labelled accordingly.....**

**The new Herb Gardens will feature both culinary and medicinal herbs. It is fascinating to research and further your knowledge of plants particularly herbs which have many uses and points of interest. Indeed, it is a highly specialised field, using herbs particularly medicinal herbs, of which some can have some excellent results but also at the same time, some of these medicinal herbs can cause some serious side effects.....**

**Best to consult qualified herbalists.....**

## **Medicinal Herbs and Culinary Herbs**

**Lemon Mint.....**



**Apple Mint.....**



**Black Peppermint.....**



**After Eight Mint.....**



**Lots of different Mint varieties.....**

# Seed potatoes are ready for planting.....

Here you can see a tray [Egg Box] of seed potatoes that we have getting ready for planting – this is called Chitting which essentially means that we are encouraging the seed potatoes to grow some strong growing shoots before we plant them out into compost or soil depending on where we are planting them. Then, lots of watering will be required.....



## **Seed potatoes are growing quickly.....**

**When you plant seed potatoes in buckets or sacks, it shows you how quick that seed potatoes can grow, basically growing seed potatoes is an easy process – cover the growing container with a layer of compost.....**

**Then, place your seed potatoes in the compost giving them some growing space, make sure that the growing shoots are facing up and then carefully cover the seed potatoes over with compost.....**

**Now, watch and wait, as soon as the seed potatoes start to grow and push their way through the compost, continue to cover the growing shoots over.....**

**Continue to cover the growing shoots until they reach the top of the buckets and then obviously let the plants continue to grow, once the plants produce some flowers, usually a couple of weeks later the potatoes should be ready to harvest.**

**Plenty of watering will be required too.....**



# **Seed Potatoes...**

# **Bee friendly garden space.....**

**We really do make a genuine effort to make sure that within the boundaries of the Echo Eternal Curriculum Garden that we DO NOT use any weed killers or pesticides at all. Also, we have done so much bee and pollinator friendly planting, that the local bees must enjoy our garden space.....**

**Local bee keepers must reap the benefits of our garden space.....**



**Lupins – Nepeta – Blue Geraniums.....**

**All bee friendly flowers.....**

## Another delightful herb.....

Below you can see another one of our really special herbs, this blackcurrant sage which not only has a delightful flower but the plant really has a very strong blackcurrant aroma. Amazing what plant genetics can produce.....



**Blackcurrant Sage.....**

# **Poppies look amazing! .....**

**We have commented many times about how spectacular the poppies are in our garden space, but the most fascinating part is when you see poppy seed.**

**Poppy seed is literally like little specs of dust, and then it produces such delicate and intricate flowers, petals that are like tissue paper with the actual structure of the flower so detailed too. Then after flowering, the seed head is full of new seed that will be dispersed or collected ready to produce more spectacular flowers.....**




**Clematis is absolutely spectacular.....**



## Strawberry plants are loaded with flowers.....

Below you can see some of our strawberry plants that are loaded with flowers – after the flowers, the fruit forms, so hopefully we will get a big crop of home grown sweet strawberries.....



**After the flowers, then comes the fruit.....**

**Home grown strawberries.....**



## **Calendula – another beautiful flower.....**

**Here you can see a single calendula or as some people like to call them Pot Marigolds. Not only a stunning flower, but also used extensively in many medicinal ways plus the flower can be used to make tea. Also, the leaves and the petals can be used in salads although they have a bitter taste.....**





**Another Wildflower growing in our garden.....**

**More pollinator rich planting in our garden area.....**



**Here you can see that the bees are enjoying our lupins.....**



## **Birdsfoot trefoil.....**

**A herbaceous perennial that is enjoyed by the pollinators.....**

**This plant is part of the pea family and after the flowers it produces seed pods that look like birds claws or feet hence the plant name.....**