



Carbon Capture Gardening

Echo Eternal Curriculum Garden

Garden continues to develop.....

Designing and building a garden is a challenge, not least the time involved but also dealing with the unpredictable weather. Also, a major challenge on the site that we are working on, this area is where the “old” school building was demolished, once the ground was flattened, then some cheap grass seed was sown on top and then it has been left!


You will see from some of the recent developments in the garden how we are trying to overcome some of these ground conditions.....

Sunflower – Sunbelievable still flowering now.....



These sunflowers are called Sunbelievable....



Consider that we are into the middle of November, in fact these photographs were taken on Friday November 17th.....



Gorgeous autumn colours.....

Autumn really does provide some stunning colour – as plants and trees start to “shut down” for their winter dormancy, the reduced daylight hours are highlighted by the wonderful colours of the leaves.....

Below you can see some examples of this colour.....



Amazing Autumn colours

Mahonia provides more autumn colour.....



Saffron Crocuses are looking good.....



Here you can see a big pot of saffron crocuses that we have growing – covered over with gravel to hopefully deter the pesky squirrels from digging up the bulbs.....

Now, saffron crocuses produce beautiful flowers that contain the spice that is recognised as being the most expensive spice that you can buy!

Saffron has many uses both medicinal and culinary.....

We will be keeping a close eye out ready for when the crocuses flower so that we can harvest the spice.....

Subway continue to support our schools growing work



Schools growing work

New Garden Area Development.....

So, if you look across the garden from the school, you will see the big oak tree and then to the left of the oak tree, this is where the newest part of the garden development is taking place – this area was overgrown with long grass, lots of weeds and the ground had lots of big rocks and stones covered over by ragged tufts of grass. Now the grass has been strimmed down, the weeds have been dug out along with the rocks and stones too.....

This new garden space will see a Dig For Victory Garden built, a Bug Hotel and a Solitary Bee Nester set up, a Rockery will be built and a Fruit Tree orchard is going to be planted.....



Here you can see the huge piles of grass that have been cut and strimmed, this will all be composted.

Lots of weeds have also been removed!

Plenty of bricks and stones have also been removed too.....



Wildflower seed is being sown plus a huge spring flower bulb planting programme is also taking place.....

Landscaping challenges.....

As we continue to develop the “new garden space” we are constantly facing new challenges, not least when we try to dig out some new areas, we find that the ground that is less than a spades depth deep, has plenty of rubble.

If you look at this photograph, you can see part of the old school building with the painted blue exterior – these are not just stones but lumps of concrete, hence one of the main reasons that the majority of our garden is set up with raised beds.....



Ground preparation underway.....

This area below does not look much, but it has been scarified to both remove the grass and to create a rough growing area where we have sown both Yellow Rattle and Poppies. The roots of Yellow Rattle seek out the roots of grass and suppress the growth of the grass so that we can create a wildflower meadow area. Sown now, Yellow Rattle needs a period of cold weather to help it germinate.....

So, it will be a case of watch this space for any growth.....



Rockery build underway....



Here you can see a new development that we have just started.....

Firstly, we have laid some thick cardboard down on the ground.....

This will suppress the grass.....

Now that the cardboard has been laid down over the grass, the next job is to utilise all of the bricks and stones that we have dug out from another development – all of this rock has been used to create a retaining area so that we can build up a rockery. Once the retaining wall has been built, the next job is to fill in the middle area with compost.....

We will continue to build up the retaining wall of the rockery so that we can add more depth to the rockery.....

Then we can look to start some planting work.....

Dig for Victory Garden being developed.....

Another garden development that we are working on is setting up an area called the Dig for Victory Garden – yet another direct link to the school curriculum which teaches how families were encouraged by the Government and the Ministry for Agriculture to turn over any garden space in order to grow their own vegetables to supplement their food needs during the War years in the early 1940's – with the Germans blocking the shipping lanes, food became scarce and was indeed rationed, so the more food you could grow yourself then the more you were helping with the war effort.....

This whole Dig for Victory growing campaign was put in place with advice and guidance through leaflets and an advertising campaign that was organised and promoted by the Government and the Ministry for Agriculture.....

Below you can see some of this Dig for Victory Garden Development.....



Dig for Victory...

Apple tree orchard is being planted.....



We are delighted to be able to work in conjunction with Smart Learner Driving School who as a way of trying to offset their carbon footprint have supplied us with seven fruit trees, we have added a further three trees so that we have started to develop an apple orchard – so now we have a mix of ten apple trees which include both cooking and dessert apples.

“Smart Learner Driving School is dedicated to environmental restoration and green space creation. We believe that even our smallest acts lead to the biggest results that positively impact our local community and environmental future.”

Apple tree orchard being planted.....

**THANK YOU
SMART LEARNER
DRIVING SCHOOL**

SMART L EARNER



02475 092 784



www.smartlearner.com



4 Wheelwright Buildings
Hen Lane, Coventry CV6 4LB



Bug Hotel and Mini Pond set up.....

As part of the ongoing development of the garden space, we are always looking to add different developments to enhance these areas.....

To date, we have added wildflower areas with more areas being developed, also we have just added a Bug Hotel plus a mini pond area to hopefully encourage some amphibians and any other water loving creatures.....



Bug Hotel.....



Here you can see the Bug Hotel which we will continue to add to, so that we create as much shelter as we can to provide a habitat that the beneficial insects that we want in the garden can thrive.....